

Technical data sheet

simatool Fitting Tool FT-P



The simatool Fitting Tool FT-P, in combination with a mechanical press, guarantees the correct assembly of components with an inside diameter of greater than 50 mm. The FT-P is the ideal solution for installations with high installation forces.

The tool consists of:

- 6 aluminium rings
- 1 sleeve
- 1 adapter ring
- High-quality case with attached instructions

simatool Fitting Tool FT-P

Art.No.	Description	Dimensions / Mass
310-13300	Fitting Tool FT-P	340 x 275 x 83 mm 3,5 kg

Rings

Art.No.	Description	Dims (d x D x B)
390-71920	FT-P-D55/90	55 x 90 x 20 mm
390-71930	FT-P-D55/100	55 x 100 x 20 mm
390-71940	FT-P-D55/120	55 x 120 x 20 mm
390-71950	FT-P-D60/95	60 x 95 x 20 mm
390-71960	FT-P-D60/110	60 x 110 x 20 mm
390-71970	FT-P-D60/130	60 x 130 x 20 mm

Sleeve and Adapter Ring

Art.No.	Description	Dimensions
390-10040	FT-P-D sleeve	70 x 60 x 170 mm
390-82050	FT-P-DC adapter ring	80 x 50 x 25 mm




User video at www.simatec.com



Technical data sheet

simatool Fitting Tool FT-P

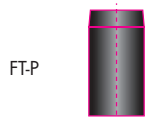


max. Force 5t

The tool can be used on presses up to a maximum press-in force of 5 tonnes.



If there is a suitable receptacle, the sleeve can also be screwed tightly to the press.



FT-P

Sleeve D



FT-P

Adapter Ring DC



FT 33

Impactrings
FT 33 C35/62 - C50/110

Can be used with the rings C35 / 62 to C50 / 110 of the FT 33











Thanks to the special DC adapter of the FT-P, the C-rings of the Fitting Tool FT 33 can also be used on presses.



Seals can be mounted without a press

Seals with an inside diameter of up to 60 mm can be easily mounted using a hammer. On roller bearings with bore diameter 55, on the other hand, the tool must be used with a press.

Table of rolling bearings that can be pressed in with the simatool FT-P

 sleeve	 ring D	 60 62 63	 22 23	 72B 73B	 42 43	 222 213 223	 NU-NJ-N 2 3 10 22 23	 302 - 323	 330 - 332
D	55-90	6011		7011			1011	32011	33011 33111
	55-100	6211	1211 2211	7211	4211	22211	211 2211	30211 32211	33211
	55-120	6311	1311 2311	7311	4311	21311 22311	311 2311	30311 31311 32311	
	60-95	6012		7012			1012	32012	33012 33112
	60-110	6212	1212 2212	7212	4212	22212	212 2212	30212 32212	33212
	60-130	6312	1312 2312	7312	4312	21312 22312	312 2312	30312 31312 32312	